

## 4408D\*\* 2.8 (.110) TYPE SERIES - RECEPTACLES



**Specification** For DIN tab terminals

**Din** 46247

**For male (mm)** 2,8x0,5

**Wire size mm<sup>2</sup> (AWG)** 0,5-1 (20-18)

**Ø Insulation (mm)** 1,8-2,5

**Materials, temperature and contact resistance**

Part nr.	Material	Finishing	Max. Temp. (°C)
4408D00	Brass	Natural	110
4408D02	Brass	Tin plated	120
4408D30	Bronze	Natural	120
4408D32	Bronze	Tin plated	130

**Material thickness (mm)** 0,25

**Max. rated current**

Wire section	4408D00 / 02 / 30 / 32
0.50 mm <sup>2</sup>	6A
0.75 mm <sup>2</sup>	8A
1.00 mm <sup>2</sup>	8A

**Insertion / Withdrawal forces**


	4408D00 / 02 / 30 / 32
1st Insertion (max)	35N <sup>1</sup>
1st Withdrawal (max)	40N <sup>1</sup>
1st Withdrawal (min)	13N <sup>1</sup>
6th Withdrawal (min)	9N <sup>1</sup>

<sup>1</sup> Valid for Natural Brass Tab

**Application tool** MN4406

**Wire strip length** 3.8 (±0.5) mm

**Crimping parameters & pull out force**

Wire section (±10%)	Conductor 		Insulator	Pull-out force (N)
	Height (mm)	Width (mm)		
0.50 mm <sup>2</sup>	1.00 (±0.03)	2.04 (±0.03)	3.01 (±0.10)	56N @ 60s
0.75 mm <sup>2</sup>	1.10 (±0.05)	2.05 (±0.05)	3.01 (±0.10)	84N @ 60s
1.00 mm <sup>2</sup>	1.20 (±0.05)	2.06 (±0.05)	3.02 (±0.10)	108N @ 60s

Values only valid for the application tool specified upwards. The insulator widths are only indicative as they are dependent on the sheath thickness of the wire used.

**Winding number** 15000

**Compatible connectors** 22810\*\*, 22811\*\*, 22812\*\*, 22820\*\*

**Approved regulations**

Part nr.	Approval	Standard	File	Certified framework
4408D00	UL	UL 310	E211727	AWG 20-18 (10-16 Stranded Cu) / MN4408
4408D02	UL	UL 310	E211727	AWG 20-18 (10-16 Stranded Cu) / MN4408

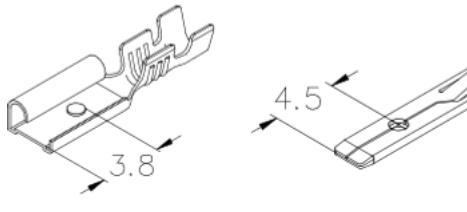

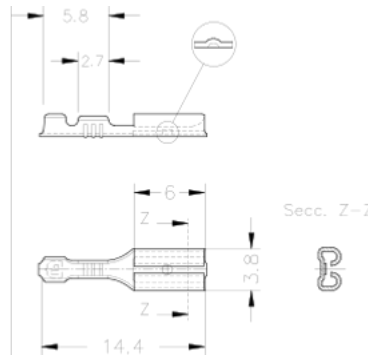
**4408D\*\***  
**2.8 (.110) TYPE SERIES · RECEPTACLES**



**Approvals**



**Drawing**



**Disclaimer**

Data obtained from Escubedo Laboratory essays, using own methodology, cablings, equipment and original crimping tools, done in laboratory conditions and following the indicated standards, errors and omissions excepted. This document has no contractual meaning and it is publicised only for informative purposes. It can be changed without prior notice. The end customer has the sole responsibility to check these characteristics in its environment and with its own components, manufacturing methods and equipment. See also the full range product overview if available. For further information please visit our web site or contact us