

## 5312.\*\* 4.8 (.187) TYPE SERIES · FLAGS FOR CONNECTOR



<b>Specification</b>	Low insertion
<b>For male (mm)</b>	4,8x0,5
<b>Wire size mm<sup>2</sup> (AWG)</b>	0,5-1,5 (20-16)
<b>Ø Insulation (mm)</b>	1,9-3,3

### Materials, temperature and contact resistance

Part nr.	Material	Finishing	Max. Temp. (°C)	Contact Resist (mΩ)
5312.00	Brass	Natural	110	0.00
5312.01	Brass	Pre-tin-plated	120	(T.B.D.)
5312.24	Steel	Nickel-plated	300	(T.B.D.)
5312.30	Bronze	Natural	120	(T.B.D.)
5312.31	Bronze	Pre-tin-plated	130	(T.B.D.)

**Material thickness (mm)** 0,35



### Insertion / Withdrawal forces

	5312.00 / 01 / 24 / 30 / 31
1st Insertion (max)	25N <sup>1</sup>
1st Withdrawal (max)	40N <sup>1</sup>
1st Withdrawal (min)	22N <sup>1</sup>
6th Withdrawal (min)	13N <sup>1</sup>

<sup>1</sup> Valid for Natural Brass Tab

**Application tool** MN5312

### Crimping parameters & pull out force

Wire section (±10%)	Conductor 		Insulator 	Pull-out force (N)
	Height (mm)	Width (mm)	Width (mm)	
0.50 mm <sup>2</sup>	1.25 (±0.03)	2.40 (±0.03)	3.50 (±0.10)	56N @ 60s
0.75 mm <sup>2</sup>	1.35 (±0.05)	2.42 (±0.05)	3.50 (±0.10)	84N @ 60s
1.00 mm <sup>2</sup>	1.45 (±0.05)	2.43 (±0.05)	3.50 (±0.10)	108N @ 60s
1.50 mm <sup>2</sup>	0.65 (±0.05)	2.46 (±0.05)	3.50 (±0.10)	150N @ 60s

Values only valid for the application tool specified upwards. The insulator widths are only indicative as they are dependent on the sheath thickness of the wire used.

**Winding number** 4500

### Max. rated current

Wire section	5312.00 / 01 / 24 / 30 / 31
0.50 mm <sup>2</sup>	8A
0.75 mm <sup>2</sup>	10A
1.00 mm <sup>2</sup>	12A
1.50 mm <sup>2</sup>	16A

### Approvals

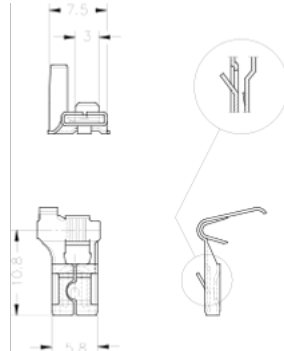


**5312.\*\***

**4.8 (.187) TYPE SERIES · FLAGS FOR CONNECTOR**



**Drawing**



**Disclaimer**

Data obtained from Escubedo Laboratory essays, using own methodology, cabling, equipment and original crimping tools, done in laboratory conditions and following the indicated standards, errors and omissions excepted. This document has no contractual meaning and it is publicised only for informative purposes. It can be changed without prior notice. The end customer has the sole responsibility to check these characteristics in its environment and with its own components, manufacturing methods and equipment. See also the full range product overview if available. For further information please visit our web site or contact us