

5828.** 6.3 (.250) TYPE SERIES - FLAGS



Specification Long Flag

For male (mm) 6,3x0,8

Wire size mm² (AWG) 1,5-3 (16-14)

Ø Insulation (mm) 2,7-4,2

Materials, temperature and contact resistance

Part nr.	Material	Finishing	Max. Temp. (°C)	Contact Resist (mΩ)
5828.00	Brass	Natural	110	0.75
5828.01	Brass	Pre-tin-plated	120	0.50
5828.24	Steel	Nickel-plated	300	1.50
5828.51	Cu. Alloy	Pre-tin-plated	150	0.50

Material thickness (mm) 0,4

Insertion / Withdrawal forces



	5828.51 / 01 / 24	5828.00
1st Insertion (max)	35N ¹	35N ¹
1st Withdrawal (max)	60N ¹	60N ¹
1st Withdrawal (min)	22N ¹	27N ¹
6th Withdrawal (min)	18N ¹	22N ¹

¹ Valid for Natural Brass Tab

Application tool MN5828

Wire strip length 5.5 (±0.5) mm

Crimping parameters & pull out force

Wire section (±10%)	Conductor 		Insulator 	Pull-out force (N)
	Height (mm)	Width (mm)	Width (mm)	
1.50 mm ²	1.72 (±0.05)	3.25 (±0.05)	(T.B.D.)	150N @ 60s
2.00 mm ²	1.85 (±0.05)	3.26 (±0.05)	(T.B.D.)	150N @ 60s
2.50 mm ²	1.97 (±0.05)	3.29 (±0.05)	(T.B.D.)	230N @ 60s
3.00 mm ²	2.10 (±0.05)	3.30 (±0.05)	(T.B.D.)	-

Values only valid for the application tool specified upwards. The insulator widths are only indicative as they are dependent on the sheath thickness of the wire used.

Winding number 2100

Max. rated current

Wire section	5828.51	5828.00 / 01 / 24
1.50 mm ²	16A	16A
2.50 mm ²	24A	20A
3.00 mm ²	20A	20A

Approved regulations

Part nr.	Approval	Standard	File	Certified framework
5828.00	UL	UL 310	E211727	AWG 16-14 (26-41 Stranded Cu) / MN5828
5828.01	UL	UL 310	E211727	AWG 16-14 (26-41 Stranded Cu) / MN5828
5828.51	UL	UL 310	E211727	AWG 16-14 (26-41 Stranded Cu) / MN5828

5828.**

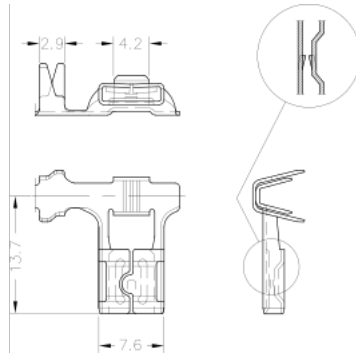
6.3 (.250) TYPE SERIES · FLAGS



Approvals



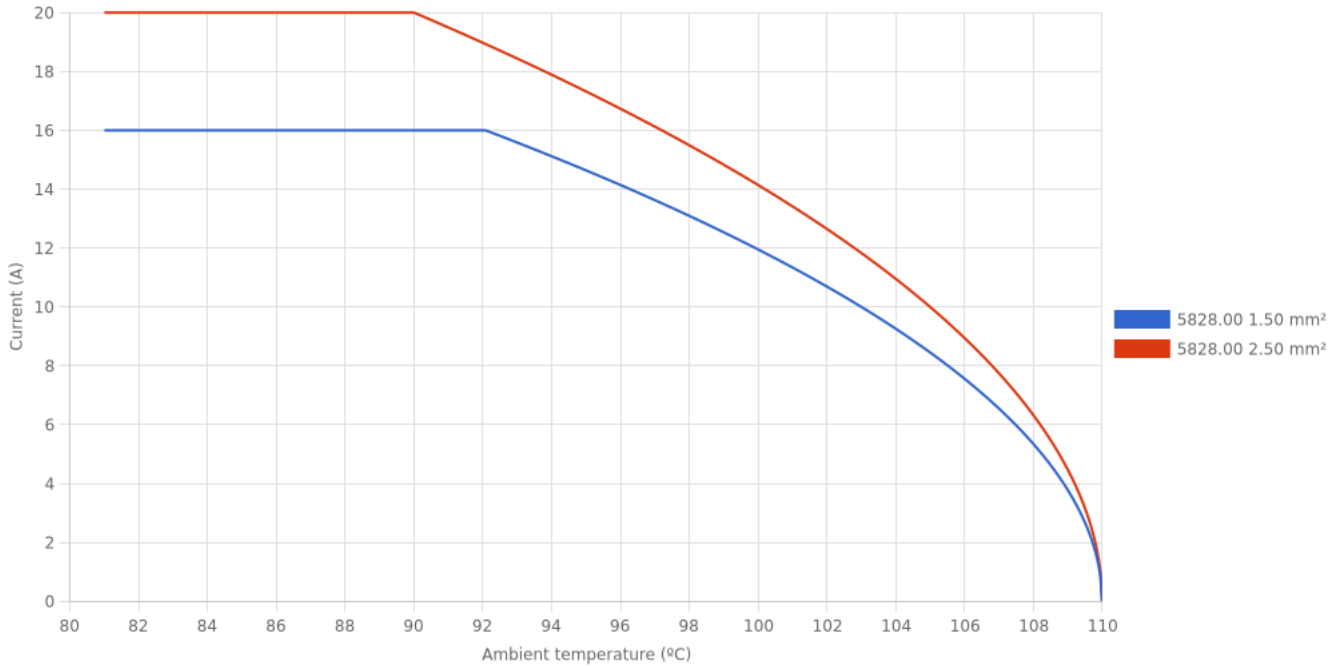
Drawing



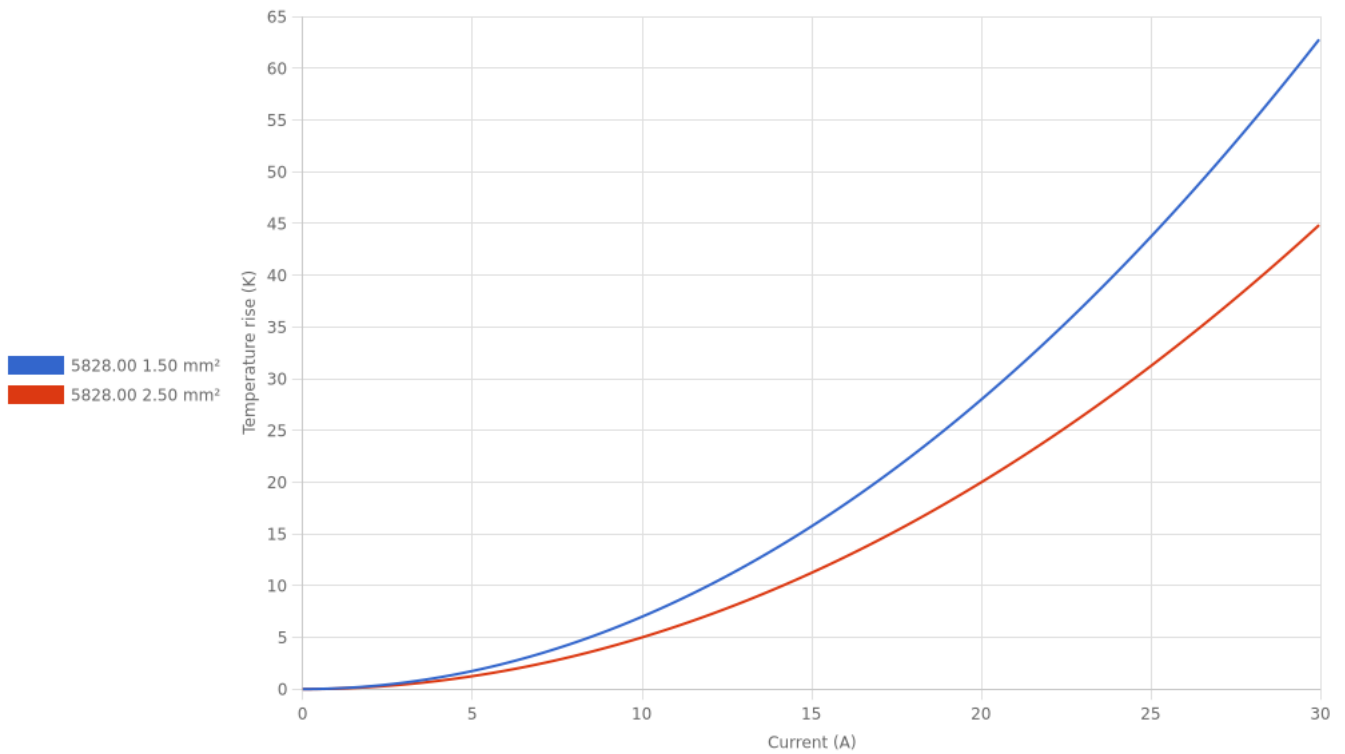
5828.00 NATURAL BRASS
6.3 (.250) TYPE SERIES · FLAGS



Derating curve Current carrying capacity vs. Ambient temperature



Temperature rise curve Terminal temperature rise due to the current carried

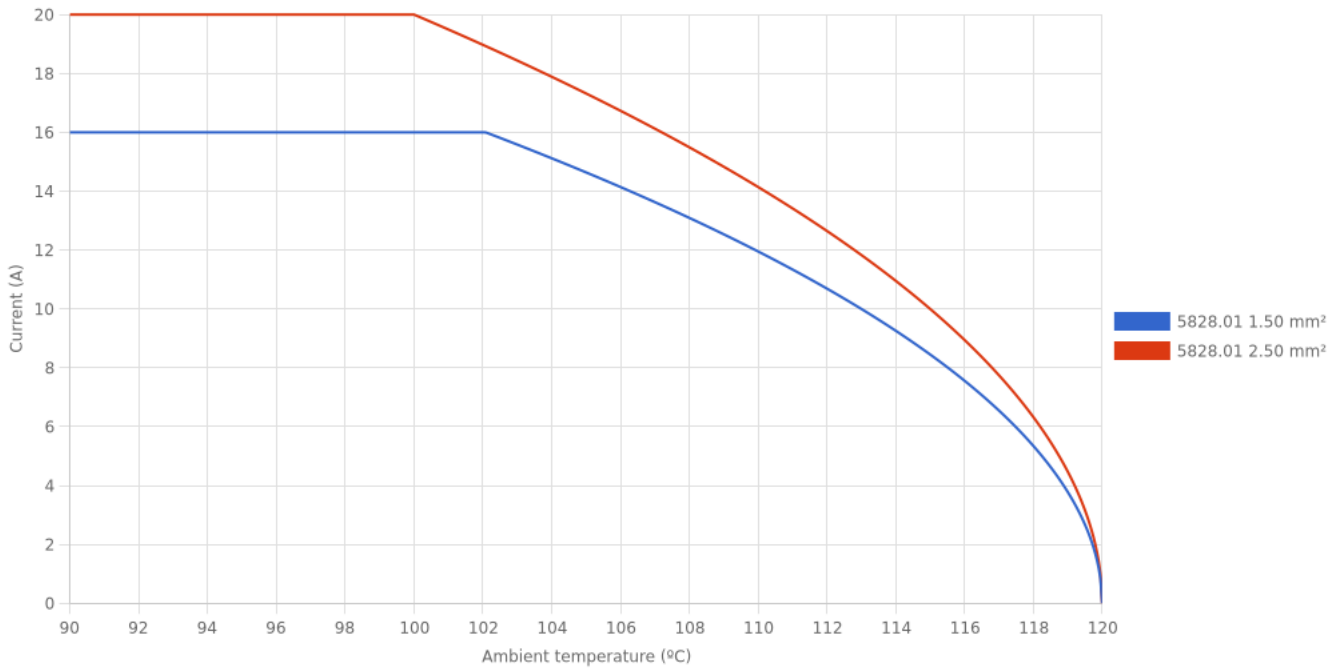


Valid for Natural Brass Tab

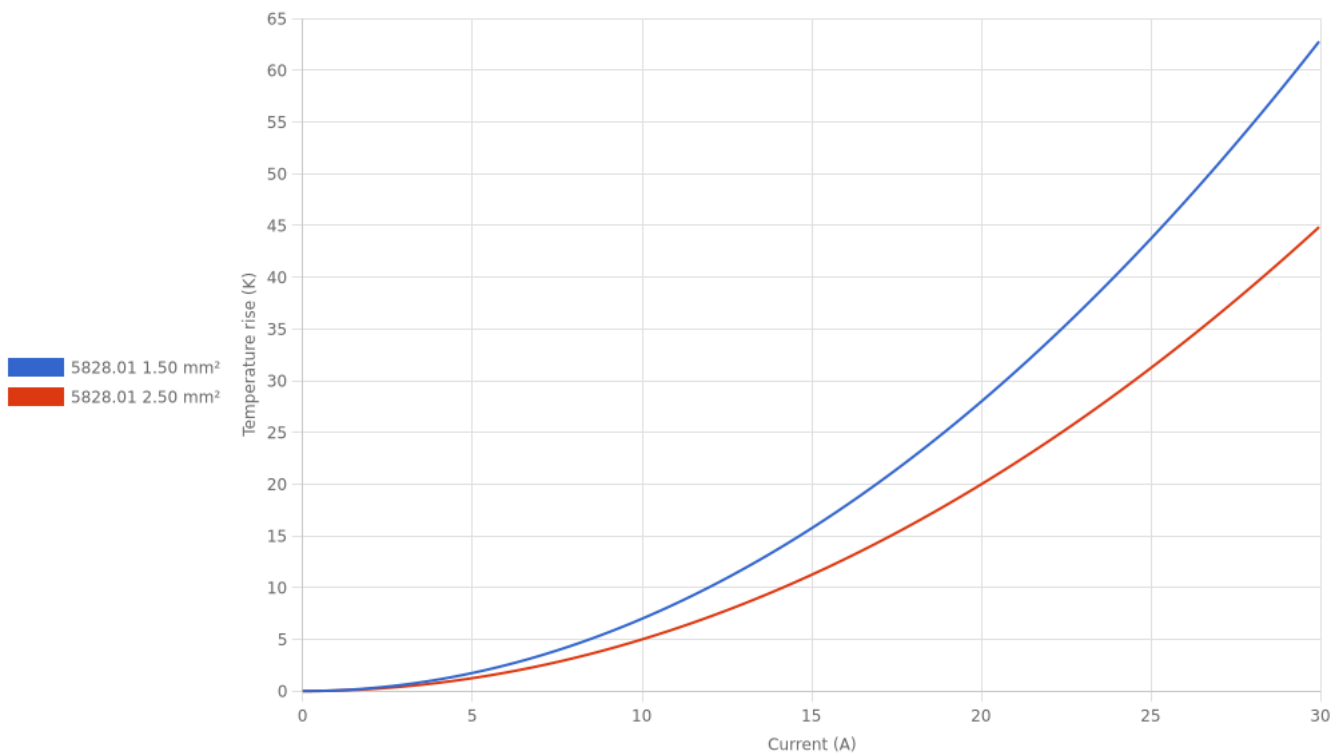
5828.01 PRE-TIN-PLATED BRASS
6.3 (.250) TYPE SERIES · FLAGS



Derating curve Current carrying capacity vs. Ambient temperature



Temperature rise curve Terminal temperature rise due to the current carried



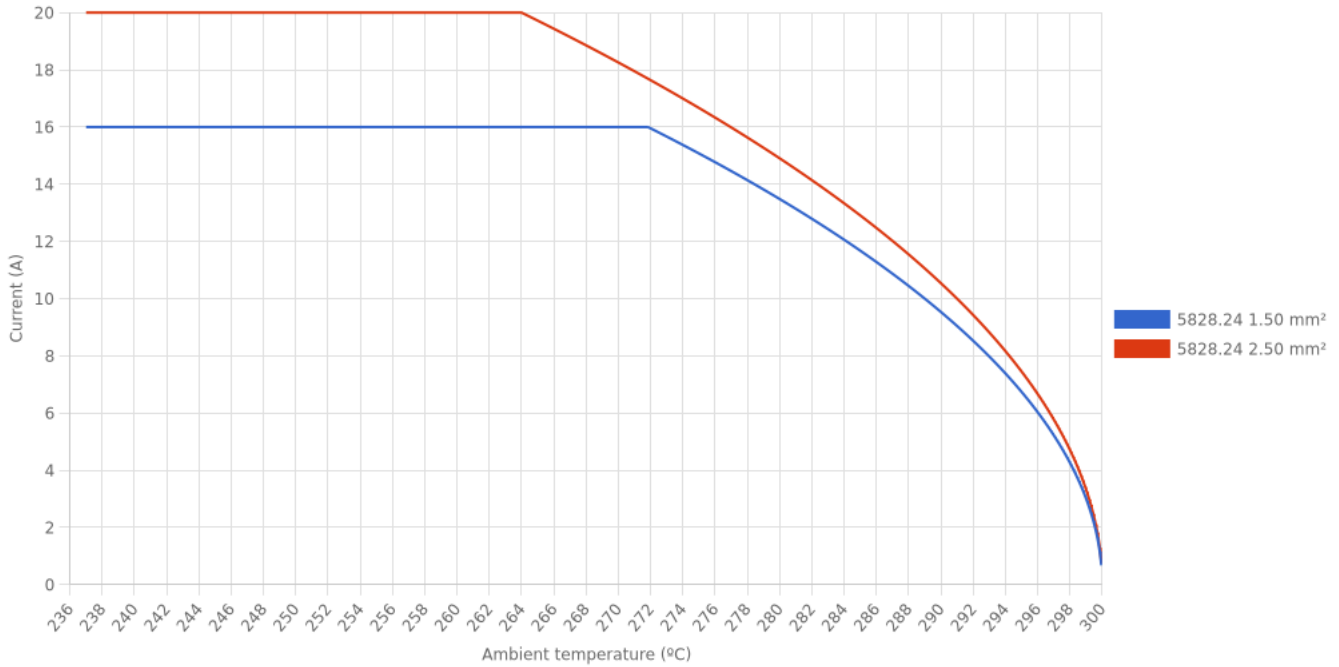
Valid for Natural Brass Tab

5828.24 NICKEL-PLATED STEEL
6.3 (.250) TYPE SERIES · FLAGS



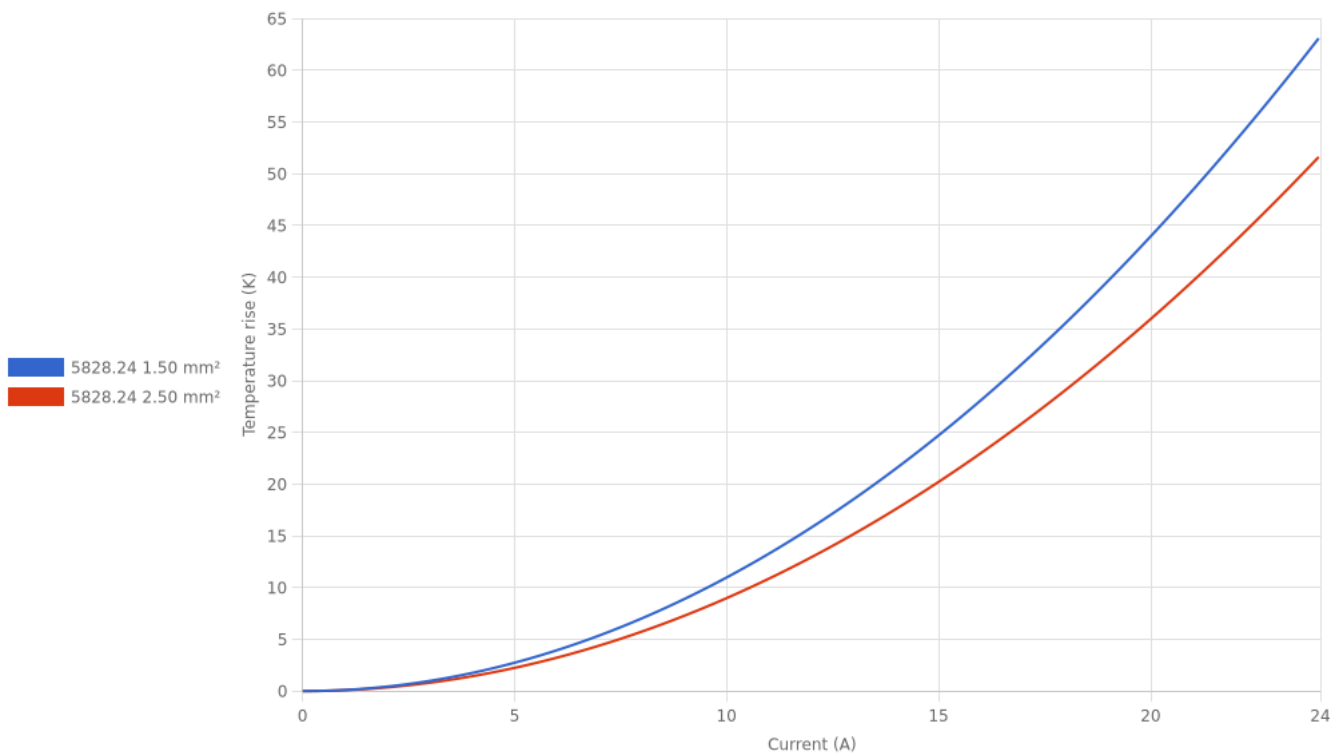
Derating curve

Current carrying capacity vs. Ambient temperature



Temperature rise curve

Terminal temperature rise due to the current carried

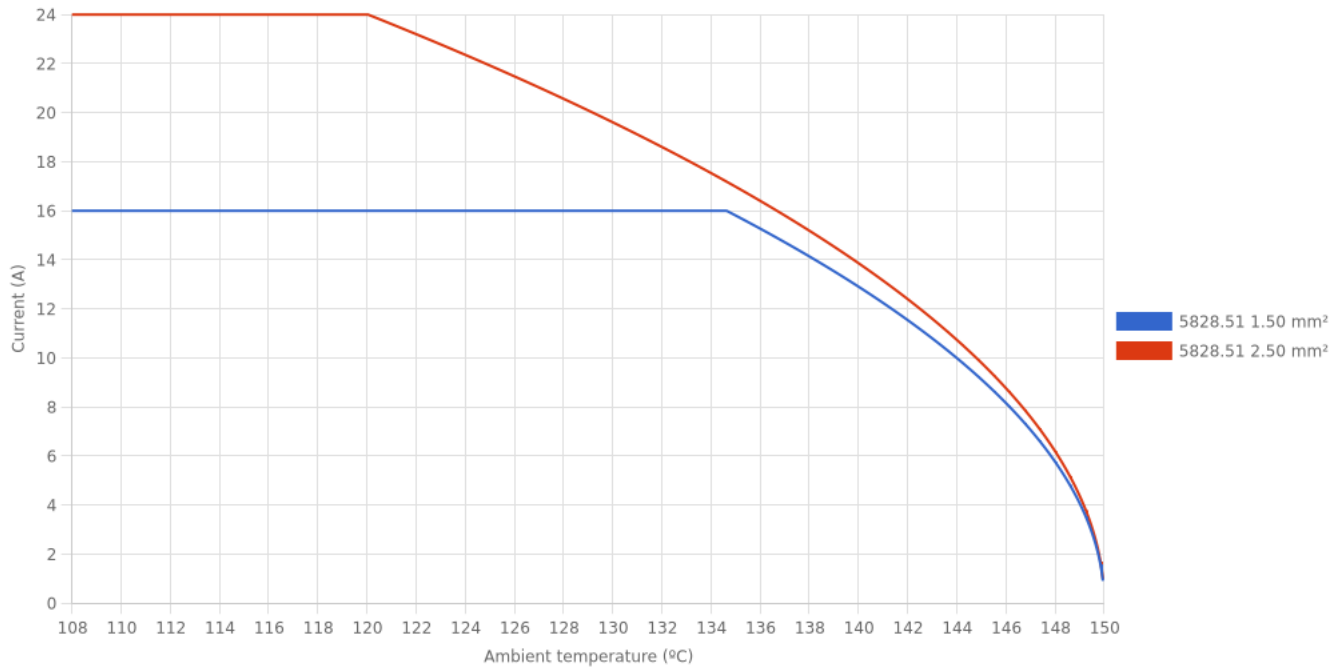


Valid for Natural Brass Tab

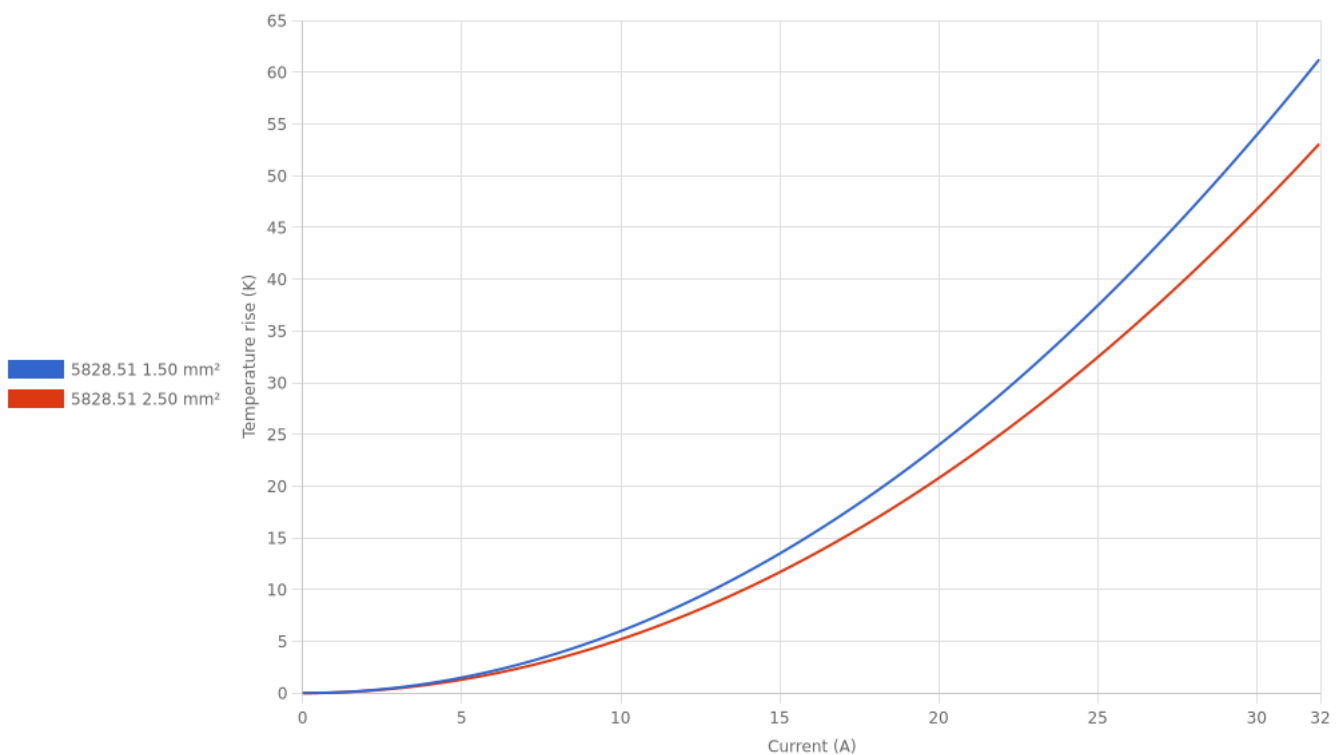
5828.51 PRE-TIN-PLATED CU. ALLOY
6.3 (.250) TYPE SERIES · FLAGS



Derating curve Current carrying capacity vs. Ambient temperature



Temperature rise curve Terminal temperature rise due to the current carried



Valid for Natural Brass Tab

5828.****6.3 (.250) TYPE SERIES · FLAGS****Disclaimer**

Data obtained from Escubedo Laboratory essays, using own methodology, cablings, equipment and original crimping tools, done in laboratory conditions and following the indicated standards, errors and omissions excepted. This document has no contractual meaning and it is publicised only for informative purposes. It can be changed without prior notice. The end customer has the sole responsibility to check these characteristics in its environment and with its own components, manufacturing methods and equipment. See also the full range product overview if available. For further information please visit our web site or contact us